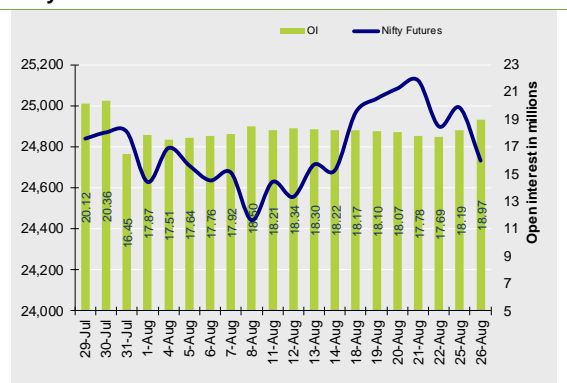


Nifty Snapshot

	Close	Prv Cl.	Ab chg	% chg
Spot	24,712.05	24,967.75	-255.70	-1.02
Futures	24,731.50	24,989.70	-258.20	-1.03
OI(ml shr)	18.97	18.19	0.78	4.29
Vol (lots)	220520	160158	60362	37.69
COC	19.45	21.95	-2.50	-11.4
PCR-OI	0.72	0.88	-0.16	-18.0

Nifty Futures Price v/s OI



Institutional Activity in previous trading session

(in Rs cr.)	Buy	Sell	Net
Index Futures	14925.95	16228.84	-1302.89
Index Options	1316332.42	1311221.43	5110.99
Stock Futures	107141.83	107107.26	34.57
Stock Options	22329.71	22377.67	-47.96
FII Cash	44,146.80	50,663.29	-6,516.49
DII Cash	22,000.77	14,940.40	7,060.37

Net FII Activity (in Rs cr.)

Date	Idx Fut	Stk Fut	Idx Opt	Cash
26-Aug	-1302.9	34.6	5111.0	-6516
25-Aug	205.4	897.8	-4292.1	-2466
22-Aug	-657.7	-1769.9	-1940.4	-1623
21-Aug	970.2	-984.4	2083.6	1247
20-Aug	-323.3	-1067.6	-14565.3	-1100
19-Aug	-35.1	2394.4	4404.2	-634

Technical Pivot (Intraday):

	S2	S1	PIVOT	R1	R2
NIFTY	24565	24650	24795	24880	25025
BANKNIFTY	54015	54270	54710	54965	55405

(Price is in Rs; OI is in million units; Price chg and OI chg are in percentage) **NB RESEARCH**

Fresh Longs seen in:

Scrip	Price	Price chg	OI	OI Chg
NYKAA	230.7	0.5	71.6	14.9
EICHERMOT	6142.0	2.7	4.8	12.3
LTF	219.8	0.7	49.9	11.5

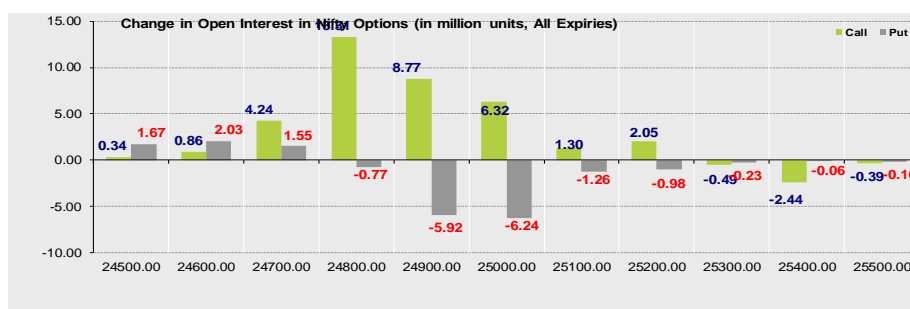
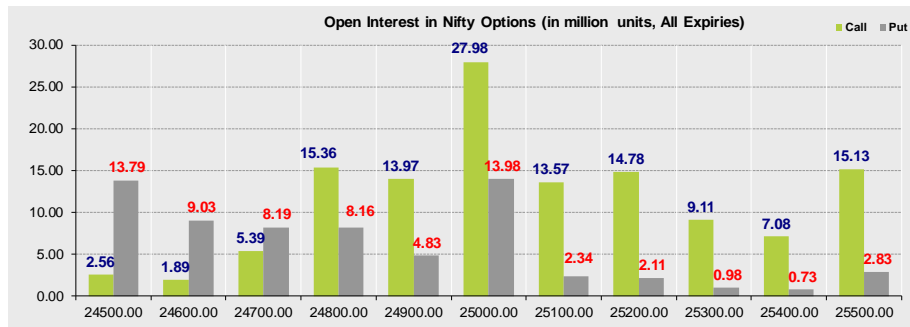
Short Covering seen in:

Scrip	Price	Price chg	OI	OI Chg
ATGL	637.7	0.7	1.4	-25.6
GRANULES	468.8	1.9	6.8	-18.8
ABFRL	82.8	1.1	16.0	-18.3

Summary

- Indian markets closed on a negative note where selling was mainly seen in Metals, Oil & Gas & Pharmaceutical Sectors. Nifty Aug Futures closed at 24731.50 (down 258.20 points) at a premium of 19.45 pts to spot.
- FII's were net sellers in Cash to the tune of 6516.49 Cr and were net sellers in index futures to the tune of 1302.89 Cr.
- India VIX increased by 3.69% to close at 12.19 touching an intraday high of 12.55.

Open Interest in Nifty Options:



- The above second chart shows previous trading day's change in Nifty options where Addition in OI were seen in 25000, 24900, 24800, 24700 strike Calls and at 24500, 24600, 24700 strike Puts indicating market is likely to remain range bound in the near term.
- Highest OI build-up is seen at 25000 strike Calls and 25000 strike Puts, to the tune of 27.98mn and 13.98mn respectively.

Outlook on Nifty:

Index is likely to open on a negative note today and is likely to remain range bound during the day.

NIFTY50 Options OI (CE OI = Resistance) (PE OI = Support)

Symbol	Highest CE OI	Highest PE OI	CMP
ADANIENT	2600	2200	2271
ADANIPTS	1400	1300	1314
APOLLOHOSP	8400	7300	7774
ASIANPAINT	2540	2460	2487
AXISBANK	1100	1060	1051
BAJAJ-AUTO	9000	8200	8705
BAJFINANCE	900	900	876
BAJAJFINSV	2000	1720	1921
BEL	390	380	366
BHARTIARTL	2000	1860	1905
CIPLA	1600	1340	1578
COALINDIA	380	370	373
DRREDDY	1300	1240	1263
EICHERMOT	5750	6000	6142
ETERNAL	320	300	319
GRASIM	2900	2740	2797
HCLTECH	1540	1500	1491
HDFCBANK	1000	1000	972
HDFCLIFE	840	770	774
HEROMOTOCO	4600	4500	5088
HINDALCO	720	700	705
HINDUNILVR	2600	2600	2689
ICICIBANK	1500	1400	1417
ITC	420	415	403
INDUSINDBK	800	800	757

NIFTY50 Options OI (CE OI = Resistance) (PE OI = Support)

Symbol	Highest CE OI	Highest PE OI	CMP
INFY	1500	1500	1529
JSWSTEEL	1200	920	1048
JIOFIN	330	300	315
KOTAKBANK	2000	1840	1967
LT	3700	3500	3544
M&M	3400	3100	3336
MARUTI	13000	14000	14664
NTPC	340	340	333
NESTLEIND	1150	1150	1165
ONGC	235	235	234
POWERGRID	300	300	280
RELIANCE	1420	1390	1387
SBILIFE	1900	1800	1816
SHRIRAMFIN	700	600	595
SBIN	830	800	809
SUNPHARMA	1740	1440	1598
TCS	3300	3000	3153
TATACONSUM	1100	1050	1081
TATAMOTORS	700	600	681
TATASTEEL	165	140	155
TECHM	1650	1500	1504
TITAN	3700	3500	3599
TRENT	5500	5000	5303
ULTRACEMCO	12900	12800	12604
WIPRO	300	240	252

OI against MWPL				
Symbol	MWPL	Open Interest	Limit for next day	% OI
LICHSGFIN	60244101	51914000	5317895	86%
PNBHOUSING	37416542	31253950	4291764	84%
RBLBANK	121801958	100863400	Ban	83%
HFCL	197306132	151168650	36272175	77%
TITAGARH	16037381	11759500	3476011	73%
NMDC	689383367	496800000	158114198	72%
PNB	687763516	491744000	161631340	71%
KALYANKJIL	76736012	54852525	18046686	71%
ANGELONE	12863513	9102250	3118087	71%
SAIL	289148547	199256500	75434619	69%
LTF	169036274	116458200	44126260	69%
CDSL	35530000	23645025	10108475	67%
PGEL	31863579	20858600	9411800	65%
INDUSINDBK	125074379	80993500	37827160	65%
PATANJALI	22595616	14247000	7218835	63%
IEX	177860058	111900000	57067055	63%
EXIDEIND	91809066	57362400	29856212	62%
BANDHANBNK	190337283	115304400	65516018	61%
CANBK	672420574	405270000	233529545	60%
NATIONALUM	178967755	107542500	62476867	60%
BIOCON	121308233	72482500	42760321	60%
BSE	64513850	37312125	23976032	58%
RECLTD	249446067	144002325	92971438	58%
MCX	10180563	5725500	3946034	56%
HAL	37934515	21290850	14746939	56%
HUDCO	100095000	55710900	39379350	56%
BDL	18382289	10146175	7316999	55%
CONCOR	68852343	37420000	27989725	54%
BANKBARODA	372635498	202342725	151660998	54%
ADANIENT	60081955	32478600	24599257	54%
IDEA	16128051291	8701152075	6620496651	54%
TATAELXSI	6987155	3705400	2932397	53%
HEROMOTOCO	26105505	13735500	11064729	53%

[illegible]

Derivative Recommendations:

Stock Name	Call (Buy/Sell)	Entry price	Targets	Stop Loss	Duration	Status
CIPLA Future	Buy	1615	1675	1585	1-2 Days	Open

FROM THE EQUITY DERIVATIVE DESK:

NIRAV HARISH CHHEDA
AVP - DERIVATIVES AND TECHNICAL RESEARCH
E-Mail: nirav.chheda@nirmalbang.com
Tel no: 6273-8199/8000

AMIT BHUPTANI
SNR.DERIVATIVES AND TECHNICAL RESEARCH ANALYST
E-Mail: amit.bhuptani@nirmalbang.com
Tel no: 6273-8242/8000

DISCLOSURES

Research Reports that are published by Nirmal Bang Securities Private Limited (hereinafter referred to as "NBSPL") are for private circulation only. NBSPL is a registered Research Analyst under SEBI (Research Analyst) Regulations, 2014 having Registration no. INH000001766. NBSPL is also a registered Stock Broker with National Stock Exchange of India Limited, BSE Limited, Metropolitan Stock Exchange of India Limited, Multi Commodity Exchange of India Limited, National Commodity and Derivative Exchange Limited and Indian Commodity Exchange Limited in cash and Equity and Commodities derivatives segments.

NBSPL has other business divisions with independent research teams separated by Chinese walls, and therefore may, at times, have different or contrary views on stocks and markets.

NBSPL or its associates have not been debarred / suspended by SEBI or any other regulatory authority for accessing / dealing in securities Market. NBSPL, its associates or analyst or his relatives do not hold any financial interest (Except Investment) in the subject company. NBSPL or its associates or Analyst do not have any conflict or material conflict of interest at the time of publication of the research report with the subject company. NBSPL or its associates or Analyst or his relatives may or may not hold beneficial ownership of 1% or more in the subject company at the end of the month immediately preceding the date of publication of this research report.

NBSPL or its associates / analyst has not received any compensation / managed or co-managed public offering of securities of the company covered by Analyst during the past twelve months. NBSPL or its associates have not received any compensation or other benefits from the company covered by Analyst or third party in connection with the research report. Analyst has not served as an officer, director or employee of Subject Company. NBSPL / analyst has not been engaged in market making activity of the subject company.

Analyst Certification: The research analysts and authors of these reports, hereby certify that the views expressed in this research report accurately reflects my/our personal views about the subject securities, issuers, products, sectors or industries. It is also certified that no part of the compensation of the analyst(s) was, is, or will be directly or indirectly related to the inclusion of specific recommendations or views in this research. The analyst(s) principally responsible for the preparation of this research report and has taken reasonable care to achieve and maintain independence and objectivity in making any recommendations.

DISCLAIMER

This report is for the personal information of the authorized recipient and does not construe to be any investment, legal or taxation advice to you. NBSPL is not soliciting any action based upon it. Nothing in this research shall be construed as a solicitation to buy or sell any security or product, or to engage in or refrain from engaging in any such transaction. In preparing this research, we did not take into account the investment objectives, financial situation and particular needs of the reader.

This research has been prepared for the general use of the clients of NBSPL and must not be copied, either in whole or in part, or distributed or redistributed to any other person in any form. If you are not the intended recipient you must not use or disclose the information in this research in any way. Though disseminated to all the customers simultaneously, not all customers may receive this report at the same time. NBSPL will not treat recipients as customers by virtue of their receiving this report. This report is not directed or intended for distribution to or use by any person or entity resident in a state, country or any jurisdiction, where such distribution, publication, availability or use would be contrary to law, regulation or which would subject NBSPL & its group companies to registration or licensing requirements within such jurisdictions.

The report is based on the information obtained from sources believed to be reliable, but we do not make any representation or warranty that it is accurate, complete or up-to-date and it should not be relied upon as such. We accept no obligation to correct or update the information or opinions in it. NBSPL or any of its affiliates or employees shall not be in any way responsible for any loss or damage that may arise to any person from any inadvertent error in the information contained in this report. NBSPL or any of its affiliates or employees do not provide, at any time, any express or implied warranty of any kind, regarding any matter pertaining to this report, including without limitation the implied warranties of merchantability, fitness for a particular purpose, and non-infringement. The recipients of this report should rely on their own investigations.

This information is subject to change without any prior notice. NBSPL reserves its absolute discretion and right to make or refrain from making modifications and alterations to this statement from time to time. Nevertheless, NBSPL is committed to providing independent and transparent recommendations to its clients, and would be happy to provide information in response to specific client queries.

Before making an investment decision on the basis of this research, the reader needs to consider, with or without the assistance of an adviser, whether the advice is appropriate in light of their particular investment needs, objectives and financial circumstances. There are risks involved in securities trading. The price of securities can and does fluctuate, and an individual security may even become valueless. International investors are reminded of the additional risks inherent in international investments, such as currency fluctuations and international stock market or economic conditions, which may adversely affect the value of the investment. Opinions expressed are subject to change without any notice. Neither the company nor the director or the employees of NBSPL accept any liability whatsoever for any direct, indirect, consequential or other loss arising from any use of this research and/or further communication in relation to this research. Here it may be noted that neither NBSPL, nor its directors, employees, agents or representatives shall be liable for any damages whether direct or indirect, incidental, special or consequential including lost revenue or lost profit that may arise from or in connection with the use of the information contained in this report.

Copyright of this document vests exclusively with NBSPL. Our reports are also available on our website www.nirmalbang.com